











**Specifiche tecniche**  
**Specifications**

	5,90 m
	2,50 m
	10 max
	0,56 m
	5
	-500 kg
	90 l
	60 CV
	100 CV
	150 CV
<b>Foot</b>	L

**Allestimento di serie**

Bussola
Consolle completa predisposta per comandi a chiesuola
Cuscineria Elegance completa a cellule chiuse
Cruscotto metallizzato Dark
Gavoni di prua a prendisole
Ganci traino e ormeggio
Impianto doccia
Impianto luci
Musetto in VTR a prua
Plancette a poppa extralunghe
Pompa di sentina
Pannello elettrico
Prendisole a poppa con prolunga
Scaletta poppa
Serbatoio benzina 90lt
Sedile fronte consolle
seduta guida pilota e copilota
Timoneria idraulica 150Hp GF
Tubolari: lisci, Fabric Impression military o Carbon Grey-black-white

**Equipments**

<i>compass</i>
<i>control console complete for binnacle control box close-cell</i>
<i>Elegant cushion</i>
<i>metallic dark control panel</i>
<i>bow storage with sun deck</i>
<i>tow and mooring hooks</i>
<i>shower system with autoclave</i>
<i>navigation lights</i>
<i>fiberglass bow nose</i>
<i>rear integrated fiberglass plateform</i>
<i>bilge pump</i>
<i>electric panel</i>
<i>bow sunbath with extension</i>
<i>stern ladder</i>
<i>fuel tank 90lt</i>
<i>console front seat</i>
<i>stand up seat</i>
<i>hydraulic steering system 150 Hp GF</i>
<i>Tube: Fabric Impression, Carbon black-white-grey, simple</i>